

Aluminium Patio Doors

Slim, secure and elegant

Stunning design

Patio doors make a stunning improvement to any existing property and have become the must-have for new build.

Modern homes are about maximizing daylight, alfresco dining and enjoying time with family and friends. Aluminium is the best available construction material for patio doors and they are available in an almost infinite choice of very durable colours.



Performance guarantee

Aluminium doors are extremely durable and are ultra low maintenance. The slim profiles allow more light to flood into your property and large areas of glass, effectively glass walls are made possible using our thermally broken, energy efficient profiles.

With our special gearing and rollers, even very large sashes glide effortlessly open.

A wide range of high performance glass can be accommodated in our patio doors, including triple glazing. All relevant energy and thermal standards for patio doors can be met using this system.

Style & design

A wide range of handles are available to suite-in with your chosen door colour or colours. Aluminium profiles allow you to choose different colours for the inside and outside, becoming a dual colour product which will match perfectly both with external surfaces and your interior colour scheme.

For very large openings, which fall outside the design parameters of a standard patio door, we offer a triple track aluminium system which allows multiple sashes to slide in one direction, opening up two thirds of an aperture, allowing easy access to the outdoors.

Security

Our high security multi-point locks and internally glazed sashes combine with our very strong aluminium profiles to offer you unparalleled levels of security in a patio/sliding door system.

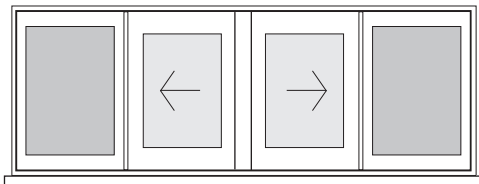
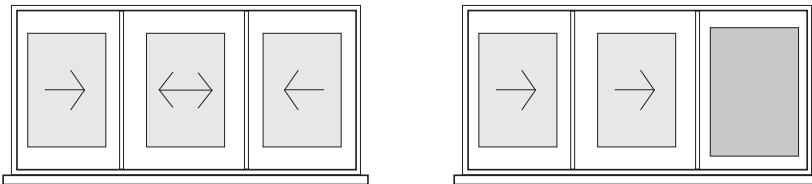
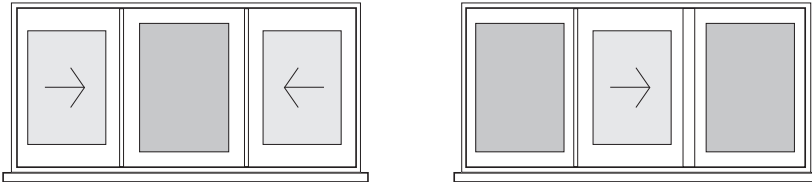
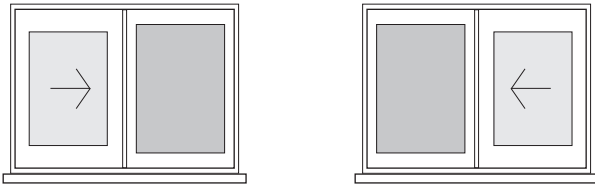


Pentalock handle option

Aluminium Patio Doors

Configuration options

There are many configurations, the most popular of which are shown here. Please ask for details on further options. All patios are available with sliding leaves on either the inside or outside track. Arrows show direction of travel of opening doors.



Sizes:

Minimum Sash Width:	750mm
Maximum Sash Width:	2500mm
Minimum Sash Height:	1200mm
Maximum Sash Height:	2500mm
Maximum Sash Weight:	200Kgs

Variations:

Panel heights, widths and weights are dependant on style and design.

Rigorous Quality Control

Our doors are carefully checked at every stage of manufacturing. Our reputation rests upon providing reliable high quality products and that's why we feel confident in providing a 10 year guarantee.

Features & benefits checklist

- High security locks
- 100% quality checked
- Unique high strength roller design
- Wide choice of colours
- Handle design options
- Ultra low maintenance
- Top and bottom shootbolts

Please contact us for a free, no obligation quotation or to discuss your specific project requirements.

10 Year
Guarantee



ISO 9001:2008 FS 558414